




CLAYTON GALLEY

An emulsifiable concentrate containing 80 g/L (7.69% w/w) clopyralid, 2.5g/L (0.24% w/w) florasulam and 144 g/L (13.85% w/w) fluroxypyr-meptyl I (100 g/L acid equivalent). A post-emergence herbicide for use on NEWLY SOWN LEYS AND ESTABLISHED GRASSLAND FOR GRAZING ONLY, GRASS FOR SEED and FORAGE MAIZE for the control of a range of broad-leaved weeds.

MAPP 21278

GROUP 4 2 HERBICIDES

	CLAYTON GALLEY Contains: hydrocarbons C10-C13, aromatics, <1% naphthalene.
	DANGER May be fatal if swallowed and enters airways. Causes skin irritation May cause an allergic skin reaction Causes serious eye irritation. Harmful if inhaled Very toxic to aquatic life with long lasting effects
	Wear protective gloves/ clothing/eye /face protection. IF SWALLOWED: Immediately call a POISON CENTRE or doctor/physician. IF ON SKIN: Wash with plenty of soap and water. IF INHALED: Remove to fresh air and keep at rest in a position comfortable for breathing. IF IN EYES: Rinse cautiously with water for several minutes. Remove contact lenses, if present and easy to do. Continue rinsing. Collect spillage. Dispose of contents/container to a licensed hazardous-waste disposal contractor or collection site except for empty clean containers which can be disposed of as non-hazardous waste.
To avoid risks to man and the environment, comply with the instructions for use.	
MAPP 21278	

This product must be sold and used only in England, Scotland and Wales.

The (COSHH) control of substances hazardous to health regulations may apply to the use of this product at work. This label is compliant with the CPA Voluntary Initiative Guidance.

READ DIRECTIONS FOR USE ON ATTACHED LEAFLET

Approval Holder: Clayton Plant Protection Ltd., Bracetown Business Park, Clonee, Dublin 15, Ireland. Tel: (00 353) 1 8210127 Email: info@claytonpp.com www.claytonpp.com Marketing company in UK: Clayton Plant Protection (UK) Ltd. Address and telephone as above.	SHAKE WELL BEFORE USE. PROTECT FROM FROST. Net Contents: 2 L Batch No.:- see container National Poisons Information Service: 111
----------------------------------------------------------------------------------------------------------------------------------------------------------------------------------------------------------------------------------------------------------------------------------------------------------------------------------------------------------------------------------------	----------------------------------------------------------------------------------------------------------------------------------------------------------------------------------

IMPORTANT INFORMATION FOR USE ONLY AS A PROFESSIONAL HERBICIDE	
Crops/Situation:	Grassland (established), Grassland (newly sown), Grassland (seed), Forage maize.
Maximum individual dose:	} Full details are given in the Important Information section on attached leaflet, see DIRECTIONS FOR USE.
Maximum number of applications:	
Latest time of application:	
Other Specific Restrictions:	
READ THE LABEL BEFORE USE. USING THIS PRODUCT IN A MANNER THAT IS INCONSISTENT WITH THE LABEL MAY BE AN OFFENCE. FOLLOW THE CODE OF PRACTICE FOR USE IN PLANT PROTECTION PRODUCTS.	

SAFETY PRECAUTIONS

Operator protection:

Engineering control of operator exposure must be used where reasonably practicable in addition to the following personal protective equipment:

WEAR SUITABLE PROTECTIVE CLOTHING (COVERALLS), SUITABLE PROTECTIVE GLOVES AND FACE PROTECTION (FACESHIELD) when handling the concentrate.

WEAR SUITABLE PROTECTIVE GLOVES (NEOPRENE OR NITRILE) when handling contaminated surfaces.

WEAR SUITABLE PROTECTIVE CLOTHING (COVERALLS), SUITABLE PROTECTIVE GLOVES when applying by hand-held equipment.

However, engineering controls may replace personal protective equipment if a COSHH assessment shows they provide an equal or higher standard of protection.

DO NOT BREATHE SPRAY.

WHEN USING DO NOT EAT, DRINK OR SMOKE.

WASH HANDS AND EXPOSED SKIN before eating and drinking or smoking and after work.

IF YOU FEEL UNWELL, seek medical advice immediately (show the label where possible)

Environmental protection:

Do not contaminate water with the product or its container. Do not clean application equipment near surface water. Avoid contamination via drains from yards and roads.

Extreme care must be taken to avoid spray drift onto non-crop plants outside of the target area.

Established Grassland only - To protect aquatic organisms respect an unsprayed buffer zone to surface water bodies in line with LERAP requirements.

DO NOT ALLOW DIRECT SPRAY from horizontal boom sprayers to fall within 5 m of the top of the bank of a static or flowing water body, unless a Local Environment Risk Assessment for Pesticides (LERAP) permits a narrower buffer zone, or within 1 m of the top of a ditch which is dry at the time of application. DO NOT ALLOW DIRECT SPRAY from hand-held sprayers to fall within 1 m of the top of the bank of a static or flowing water body. Aim spray away from water.

This product qualifies for inclusion within the Local Environment Risk Assessment for Pesticides (LERAP) scheme. Before each spraying operation from a horizontal boom sprayer, either a LERAP must be carried out in accordance with CRD's published guidance or the statutory buffer zone must be maintained. The results of the LERAP must be recorded and kept available for three years.

Livestock must be kept out of treated areas. IF RAGWORT IS PRESENT, FOLLOW THE GUIDANCE IN THE 'DIRECTIONS FOR USE'

Storage and disposal:

KEEP OUT OF REACH OF CHILDREN.

KEEP AWAY FROM FOOD, DRINK AND ANIMAL FEEDINGSTUFFS.

KEEP IN ORIGINAL CONTAINER, tightly closed, in a safe place.

WASH OUT CONTAINER THOROUGHLY, empty washings into spray tank and dispose of safely.

DO NOT RE-USE CONTAINER for any purpose.

IMPORTANT INFORMATION:
FOR USE ONLY AS A PROFESSIONAL HERBICIDE

Crops	Maximum Individual Dose (L product/ha)	Maximum number of Applications (per year)	Latest time of application	Aquatic buffer zone
Grassland (seed crops)	1.0 L/ha	1	30th September (see Other Specific Restriction 8)	No buffer zone required
Grassland	See Other Specific Restriction 6 and 7	1	See Other Specific Restriction 6 & 7	5 metres (Established grassland only)
Forage maize	1.0 L/ha	1	Before seven leaves unfolded (see Other Specific Restriction 3)	No buffer zone required

Other specific restrictions:

- (1) Livestock must be kept out of treated areas for at least 7 days following treatment. If ragwort is present, the guidance in the 'Directions For Use' must be followed.
- (2) Application to any grass or cereal crop must not be made before February 1st.
- (3) Applications to forage maize must only be made between April 10th and June 30th.
- (4) Following treatment with Clayton Galley, a period of at least 125 days must be observed prior to the planting of succeeding crops.
- (5) Extreme care must be taken to avoid spray drift onto non-crop plants outside the target area.
- (6) In established grassland the maximum individual dose is 2.0 litres product per hectare and the latest time of application is 30th September and a minimum interval of 7 days must elapse between application and grazing.
- (7) In newly sown grassland (less than 12 months old) the maximum individual dose is 1.0 litre product per hectare and the latest time of application is 31st August and a minimum interval of 7 days must elapse between application and grazing.
- (8) A minimum interval of 7 days must elapse between application to grassland (seed crops) and harvest.
- (9) DO NOT USE ON GRASSLAND that will be cut for animal feed (i.e. fresh cut grass, silage, hay and haylage), fodder or bedding nor for composting or mulching within 12 months of treatment.
- (10) An interval of 12 months from the treatment date must elapse before making grass silage, hay or haylage.
- (11) Manure from animals grazed on Clayton Galley treated grassland must not leave the farm.
- (12) Manure from animals fed silage, hay or haylage produced from grassland treated in the previous 12 months must not leave the farm.
- (13) DO NOT USE any plant material treated with Clayton Galley or manure from animals fed on crops treated with Clayton Galley for composting or mulching except where it goes back on to agricultural grassland, cereals or maize.
- (14) DO NOT USE ON GRASSLAND that will be grazed by horses and ponies.

READ THE LABEL BEFORE USE. USING THIS PRODUCT IN A MANNER THAT IS INCONSISTENT WITH THE LABEL MAY BE AN OFFENCE. FOLLOW THE CODE OF PRACTICE FOR USING PLANT PROTECTION PRODUCTS.

IMPORTANT: Note that goods treated under the terms of this Great Britain (GB) authorisation can be legally marketed in Northern Ireland if they are being moved under the Northern Ireland Retail Movement Scheme. All other treated goods can only be marketed in Northern Ireland if they are in accordance with the statutory EU Maximum Residue Level (MRL) set under Regulation No. 396/2005. This may also apply to residues in animal products where treated crops are fed to livestock. Growers are advised to draw this to the attention of distributors and retailers so that EU MRL breaches and any associated enforcement against goods marketed in Northern Ireland are avoided.

DIRECTIONS FOR USE

IMPORTANT: This information is approved as part of the Product Label. All instructions within this section must be carefully read in order to obtain safe and successful use of this product.

RESTRICTIONS/ WARNINGS

CLAYTON GALLEY herbicide has activity against a range of broad-leaved weeds. The ideal timing for application is when the weeds are small and actively growing. The effectiveness of CLAYTON GALLEY may be reduced when soils are very dry.

Broad-leaved weeds not present at application will not be controlled.

Avoid overlapping spray bouts.



DO NOT apply if night temperatures are low, if ground frost is imminent, or in periods of prolonged cold or dry weather. Ensure weeds are actively growing as after periods of prolonged drought, weeds can take a long time to start actively growing again after soil moisture returns.

DO NOT apply to crops under stress; stress can be caused by many factors including frost, drought, waterlogging, trace element deficiency, disease and pest attack etc.

Take extreme care to avoid drift onto crops and non-target plants, e.g. trees, shrubs, bedding, outside the target area.

DO NOT apply directly to or allow spray drift to come into contact with agricultural or horticultural crops, amenity plantings or gardens, ponds, lakes or water courses.

Wash out spray equipment thoroughly (see tank cleaning instructions). Traces of CLAYTON GALLEY could cause harm to susceptible crops sprayed later.

In forage maize CLAYTON GALLEY must NOT be applied in sequence or in mixture with any other product containing an ALS-inhibitor.

GRASSLAND USE NOTES

Grass and weeds must be actively growing to ensure good weed control and minimal check to the grass.

DO NOT roll or harrow grass for 10 days before or 7 days after application.

DO NOT spray in drought, very hot or very cold weather. Clover will be killed or severely checked by CLAYTON GALLEY.

DO NOT spray when grass is wet.

DO NOT USE any plant material treated with CLAYTON GALLEY for composting or mulching.

DO NOT USE manure from animals fed on crops treated with CLAYTON GALLEY for composting or mulching.

DO NOT USE ON GRASSLAND which will be grazed by horses and ponies.

CLAYTON GALLEY must only be applied to established grassland intended for grazing in the calendar year of application. Where silage, hay or haylage is produced from this area in the following calendar year, any plant material treated with CLAYTON GALLEY or manure subsequently produced from animals fed on this must stay on the farm. This must only be spread onto agricultural grassland, cereals or maize.

Under no circumstances should this manure be supplied to gardeners or allotment holders, or commercial compost producers i.e. there must be no off-farm sale or supply, as sensitive plants may be affected by residues of CLAYTON GALLEY in the manure.

Grass treated with CLAYTON GALLEY MUST NOT be cut for hay, haylage or silage within 12 months of treatment.

DO NOT spray grassland where clover or other legumes are a valuable constituent of the sward.

Grazing Interval

Where ragwort is present users should consult the Code of Practice on How to Prevent the Spread of Ragwort. Ragwort plants sprayed with this herbicide are more palatable and contain higher levels of toxins. Animals should be excluded from treated areas until any ragwort has completely recovered or died and there is no visible sign of the dead weed. Do not include treated ragwort in hay or silage crops.

Livestock must be kept out of treated areas for at least 7 days following treatment. IF RAGWORT IS PRESENT, FOLLOW THE GUIDANCE IN THE 'DIRECTIONS FOR USE'.

FOLLOWING CROPS (after Forage Maize)

Stubble left in the field after harvest of forage maize sprayed with CLAYTON GALLEY may contain residues which could damage certain crops.

Do not plant winter beans in the same year as treatment with CLAYTON GALLEY. CLAYTON GALLEY residues in plant tissues (including manure and digestate) which have not completely decayed may affect succeeding susceptible crops.

If treated crop remains have not fully decayed by the time of planting following crops then avoid planting: peas, beans and other legumes; carrots and other umbellifers; potatoes; lettuce and other compositae; glasshouse and protected crops.

At least 125 days must elapse before planting any of the crops listed below whether after normal harvest or after crop failure.

Crops that can be sown in the same year as a crop treated with CLAYTON GALLEY is harvested: Cereals, oilseed rape¹, grass and vegetable brassicas as transplants.

¹ Vigour reductions may be seen in following crops of oilseed rape after a dry summer. This will be outgrown and will not result in yield loss.

Crops that can be sown in the calendar year following treatment with CLAYTON GALLEY: Cereals, oilseed rape, field beans, grass, linseed, peas, sugar beet, potatoes, forage maize, clover (for use in grass/clover mixtures), carrots and vegetable brassicas as transplants.

CROP FAILURE

In the event of a crop failure in the spring with CLAYTON GALLEY only the following crops may be planted: spring wheat, spring barley, spring oats, forage maize or ryegrass.

RESISTANCE

CLAYTON GALLEY contains active ingredients with differing modes of action and the risk of resistance building is therefore reduced. However, as florasulam is an ALS inhibitor there is a risk of resistance building to this active ingredient and so precautions should be taken to minimise the risk. Therefore, avoid using single action mode of action herbicides, such as ALS inhibitors in the same field over a number of years.

Users are advised to apply products containing herbicides with different modes of action or use sequences or tank mixtures where two or more components are active against the target weeds.

AREA OF USE

CLAYTON GALLEY can be applied to established grassland for grazing only, new sown leys, grass for seed and forage maize.

Established grassland for grazing only

RATES OF USE, WEED SUSCEPTIBILITY AND MAXIMUM SIZE CONTROLLED

CLAYTON GALLEY may be applied to established grassland for grazing only at a maximum dose of 2.0 L/ha from 1st February to 30th September (see table below).

Application timing is crucial for good control. Applications must be made to weeds that are actively growing before and immediately after application.

If the grass (and hence the weeds) has been grazed, leave for 2 to 3 weeks to allow sufficient re-growth to occur before spraying. It is important that there is sufficient leaf area for the uptake of the herbicide.

Apply CLAYTON GALLEY in 150 – 400 litres of water per hectare. Use the higher water volume where weeds are large at the time of application and where the grass is dense.

Do not spray grassland where clover or other legumes are a valuable constituent of the sward.

Weed	Size Controlled	Dose rate (L/ha)
Curled Dock	Rosette	2.0
Common Daisy	Rosette	1.5
Dandelion	Rosette	1.5
Creeping Buttercup	Rosette	2.0
Great Plantain	Rosette	2.0
Ribwort Plantain	Rosette	2.0

New Sown leys and grass for seed

CLAYTON GALLEY may be applied to grass seed crops at 1.0 l/ha from the 3 true leaf stage of the crop. Applications must be made between 1st February and 30th September.

CLAYTON GALLEY may be applied at 1.0 litres/ha to grass less than one year old between 1st February and 31st August. Ensure grass has become established before spraying. Grass sown in the spring or summer may be ready for spraying after about 2 months, but grass sown in late summer or autumn should not be sprayed until growth is resumed in the following spring, perhaps eight months after sowing.

Apply CLAYTON GALLEY in 150 – 400 litres of water per hectare.

WEED SUSCEPTIBILITY AND MAXIMUM SIZE CONTROLLED

One application of 1.0 L/ha of CLAYTON GALLEY will control all susceptible emerged weeds. For optimum performance it is important to check the size of weeds before application.

Weed	Maximum weed size controlled
Cleavers*	1 true leaf
Creeping thistle (from seed)	Moderately susceptible (1 true leaf)
Scented mayweed	1 true leaf

Scentless mayweed	1 true leaf
Volunteer oilseed rape	1 true leaf
Charlock	1 true leaf

* Cleavers which germinate after application will not be controlled.

Forage Maize

CLAYTON GALLEY may be applied when forage maize is between the 3-6 leaf stage and before the crop is over 20 cm tall. Do not apply once the buttress roots (side roots) have started to develop on the first node.

CLAYTON GALLEY may be applied to forage maize at a maximum dose rate of 1.0 L/ha. One application of 1.0 L/ha of CLAYTON GALLEY will control all susceptible emerged weeds. For optimum performance it is important to check the size of weeds before application.

Apply CLAYTON GALLEY in 150 – 400 litres of water per hectare.

Weed	Maximum weed size controlled
Cleavers*	1 true leaf
Scented mayweed	1 true leaf
Scentless mayweed	1 true leaf
Creeping thistle	Moderately susceptible (1 true leaf)
Volunteer oilseed rape	1 true leaf
Charlock	1 true leaf

* Cleavers which germinate after application will not be controlled

Do not apply in tank mix with any other product or if the crop is beyond the recommended growth stage. Avoid boom overlap.

WATER VOLUME

For overall application apply CLAYTON GALLEY in 150 to 400 litres of water per hectare. For knapsack application apply CLAYTON GALLEY in 2 litres of water per 100 m².

APPLICATION EQUIPMENT

GALLEY may be applied through tractor-mounted hydraulic sprayers or knapsack sprayers providing they are in good working order and have been calibrated according to the manufacturers' recommendations.

Do not apply through CDA applicators.

MIXING

Half fill the spray tank with water and add the required amount of CLAYTON GALLEY. Fill up the spray tank, agitating continuously to ensure thorough mixing, and maintain agitation until spraying is complete. Use only clean water for mixing.

SPRAY QUALITY

Apply CLAYTON GALLEY as a MEDIUM spray as defined by the BCPC system.

TANK MIXTURES:

Where tank mixes are used, and unless directed otherwise, the preferred order of addition of products to the spray tank is as follows: water dispersible granules, wettable powders, suspension concentrates (flowables), emulsifiable concentrates, solution concentrates. Each product should be added to the half- full sprayer and be fully dispersed before the addition of the next product.

Important note:

Applications should only be made within the label recommendations of every product in the application. Only one product with an ALS-inhibitor mode of action may be applied. Products containing fluroxypyr and/or clopyralid must not be tank mixed with CLAYTON GALLEY.

TANK CLEANING

To avoid subsequent injury to crops all spraying equipment must be thoroughly cleaned both inside and out, using water and a proprietary spray cleaner as follows:

1. Immediately after spraying, drain tank completely. Any contamination on the outside of the spraying equipment should be removed by washing with clean water.
2. Rinse inside of tank with clean water and flush through booms and hoses using at least one tenth of the spray tank volume. volume. volume. Drain tank completely.
3. Half fill tank with clean water and add a Spray cleaner at the recommended rate. Agitate and then briefly flush the booms and hoses with the cleaning solution. Top up with water making sure the tank

is completely full and allow to stand for 15 minutes with agitation. Flush the booms and hoses and drain tank completely.

4. Nozzles and filters should be removed and cleaned separately with a Spray cleaner solution (containing 50 ml of cleaner with 10 L water).
5. Rinse the tank with clean water and flush through the booms and hoses using at least one tenth of the spray tank volume. Drain tank completely.
6. For disposal of washings, follow The Code of Practice for Using Plant Protection Products. Do not spray onto sensitive crop or land intended for cropping with sensitive crop.

Conditions of Supply: all goods supplied by us are of high quality and we believe them to be correct but, as we cannot exercise control over their storage, handling, mixing or use, or weather conditions before, during and after application which may affect the performance of the goods, all conditions and warranties, statutory or otherwise, as to the quality or fitness for any purpose of our goods are excluded, and no responsibility will be accepted by us or resellers for any failure in performance, damage or injury whatsoever arising from their storage, handling, application or use. These conditions cannot be varied by our staff or agents whether or not they supervise or assist in the use of such goods.

=====