

CLAYTON

TRUSTED PLANT PROTECTION SOLUTIONS

Biosolution

NUE™

oilseedrape

Plant Growth Promoting Rhizobacteria to increase **Nutrient Use Efficiency**, making macro and micro nutrients more plant available and stimulating phytohormone production.



Nutrient Use Efficiency

PACK CONTENTS

4 pouches of 50ml bioinoculant containing rhizobacteria spp:

- *Phyllobacterium brassicacearum*
- *Phyllobacterium bourgognense*

1 litre of biostimulant – food source for bacteria

1 sachet of dechlorination agent for use if water is chlorinated.

AREA TREATED PER PACK 5 ha

APPLICATION & TIMING RECOMMENDATIONS

OILSEED RAPE	WATER VOLUME
Time of application Early Spring GS1 'Leaf development' and GS3 'Stem development'	Minimum 200L/ha
<i>Application timings are a guide based on when conditions are likely to be most favourable. Growth stages are approximate and may vary depending on the weather conditions and agricultural practices.</i>	

CONDITIONS OF USE:

WATER

If tank water is chlorinated add in the dechlorination sachet before adding the bioinoculant.

TEMPERATURE

Apply when soil temperatures are a minimum of 8°C (and increasing). Apply when day temperature will reach minimum 10°C and maximum 25°C, and the night temperature minimum 5°C.

CROP CONDITION

Apply post germination, during active growth, when there is not too much leaf cover and still access to the soil to maximise product penetration.

Avoid spraying on dry soil or under excessive sunlight. The best results are obtained when spray is applied on moist soils (early morning or late afternoon).

COMPATIBILITY

Product can be applied alone or with specified tank mix.

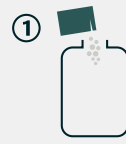


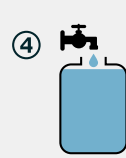
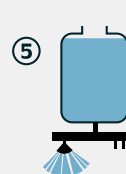
The following additives have been tested to be compatible with Clayton NUE Oilseed Rape. For best results, bacteria should be sprayed using medium to coarse droplets. Using fine mist may reduce product function.

- ! Apply tank mixes at filling stage 2, when tank is half filled. Agitate before adding Clayton NUE to the sprayer tank.
- ✗ DO NOT apply foliar Nitrogen 3 days before or after application of Clayton NUE

Compatible with the following combination of active ingredients: - Oilseed Rape only

- ✓ Fungicides
Prothioconazole, Tebuconazole

MIXING INSTRUCTIONS

-  ① Add contents of water treatment sachet to tank.
-  ② Half fill tank with clean water.
-  ③ Shake bioinoculant sachets thoroughly and add to the tank. Add biostimulant to the tank.
-  ④ Top up tank with clean water - we recommend a minimum of 200L/ha.
-  ⑤ Agitate during application. At the end of application, flush through any residue with clean water (see wash out procedure).

STORAGE

Keep out of the reach of children and animals.

Store the product at room temperature, out of direct sunlight and in a cool, dry place.

Do not store in conditions below 0°C or above 35°C

For best results use within 6 months, but viable up to 1 year after purchase.

Do not open sachets until ready for use.

HANDLING AND DISPOSAL

Before opening, shake bioinoculant sachets vigorously, ensuring all sediment is mixed thoroughly, especially from the corners of the sachets.

Cut open the sachets using scissors. Rinse the remaining contents of the biostimulant bottle and sachets with clean water, ensuring to pour the rinsing water into the sprayer tank.

Empty packaging should be disposed of responsibly.

OPERATOR PROTECTION

During product handling, application, and in case of spill: Wear suitable protective clothing, protective gloves, and safety glasses.

When using **DO NOT EAT OR DRINK.**

Wash hands well after handling the product.

If on skin or clothing wash with soap and water.

In case of contact with eyes, rinse immediately with plenty of water and seek medical advice.

DO NOT ingest. If swallowed rinse mouth with water. Do not induce vomiting. Seek medical advice.

SPRAYER CLEANING

After application the entire sprayer (tank, boom, sump, circuit, nozzles, etc.) should be rinsed with clean water. If tank mixed with other crop protection chemicals, the wash out procedure for these products should be followed.

Always read the label and product information before use. For further information on this product please contact:

 info@claytonpp.com

 www.claytonpp.com