




CLAYTON TENDRIL

A fungicide for the control of stem-base, foliar and ear diseases in winter and spring wheat, durum wheat, winter rye, triticale, and winter and spring barley and oats.
For use only as an agricultural fungicide.

  	<p>CLAYTON TENDRIL : contains 160 g/L prothioconazole and 300 g/L spiroxamine and N,N-Dimethyl decanamide.</p> <p>WARNING Harmful if swallowed or inhaled. Causes skin irritation. Causes serious eye irritation. May cause respiratory irritation. Suspected of damaging the unborn child. May cause damage to organs (eyes) through prolonged or repeated exposure. Very toxic to aquatic life with long lasting effects.</p> <p>Wear protective gloves/protective clothing/eye protection/face protection Call a POISON CENTRE/ doctor/physician if you feel unwell. In the event of an emergency, call the National Poisons Information Centre, Beaumont Hospital: 01-8092166 or 01-8379964</p> <p>Protect from sunlight. Dispose of contents/container to a licensed hazardous waste disposal contractor or collection site except for triple rinsed empty containers which can be disposed of as non-hazardous waste. Contains Spiroxamine and 2-[2-(1-chlorocyclopropyl)-2-hydroxy-3- phenylpropyl]-2,4-dihydro-3H-1,2,4-triazole-3-thione. May produce an allergic reaction.</p> <p>To avoid risks to human health and the environment, comply with the instructions for use.</p> <p style="text-align: right;">PCS 07123</p> <p>FOR PROFESSIONAL USE ONLY</p>
---	---

<p>Approval Holder: - Clayton Plant Protection Ltd., Bracetown Business Park, Clonee, Dublin 15. Ireland.</p> <p>Tel: (00 353) 1 8210127 Email: info@claytonpp.com www.claytonpp.com</p>	<p>Contents: 5L e</p> <p>Batch No:</p> <p>PROTECT FROM FROST SHAKE THOROUGHLY BEFORE USE</p> <p>UN 3082</p>
--	---

SAFETY PRECAUTIONS

Operator protection

Do not breathe spray.

Wear protective gloves/ protective clothing /eye protection/face protection.

IF INHALED: Remove victim to fresh air and keep at rest in a comfortable position for breathing.

If exposed or concerned, please call POISON CENTRE or doctor / physician

IF IN EYES: Rinse continuously with water for several minutes. Remove contact lenses if present and easy to do. Continue rinsing.

Avoid contact with skin.

Environmental protection

Do not contaminate water with the product or its container. (Do not clean application equipment near surface water. Avoid contamination via drains from farmyards and roads).

Collect spillage.

To protect aquatic organisms respect an unsprayed buffer zone of 5m to surface water bodies. Spray must be aimed away from water

CLAYTON

Storage and disposal

Do not re-use container for any other purpose.

Keep out of reach of children.

Keep away from food, drink and animal feeding-stuffs.

RINSE CONTAINER THOROUGHLY by using an integrated pressure rinsing device or manually rinsing three times. Add washings to sprayer at time of filling and dispose of safely.

PROTECT FROM FROST.

STORE IN A COOL DRY PLACE.

READ ALL INSTRUCTIONS CAREFULLY BEFORE USE

DIRECTIONS FOR USE

IMPORTANT: This information is approved as part of the Product Label. All instructions within this section must be read carefully in order to obtain safe and successful use of this product.

Clayton Tendril is a mixture of a triazolinthione and spiroketoalamine fungicide recommended for control of a wide range of diseases on winter and spring barley, winter and spring oats, winter and spring wheat, durum wheat, triticale and winter rye.

RATE OF USE

Crop	Maximum single dose	Max. no. of applications	Max. total dose	Latest time of application
Winter and spring wheat, durum wheat, triticale and rye	1.25 L/ha	-	2.5L/ha	Before caryopsis watery ripe stage (GS 71)
Winter and spring barley, winter and spring oats	1.25 L/ha	-	2.5L/ha	Beginning of flowering (GS 61)

*There must be a 14-day interval between treatments

Method of application

Tractor mounted/trailed sprayer. A spray pressure of 2-3 bar is recommended.

Apply as a medium spray quality.

Apply Clayton Tendril in 100 to 300 litres of water per hectare. The higher spray volumes are recommended where the crop is dense or disease pressure / risk is high to ensure good penetration to the lower leaves and stem bases. Disease control maybe compromised by reducing water volumes, where good spray coverage is difficult to achieve.

DISEASES CONTROLLED

Disease	Wheat	Barley	Oats	Triticale	Rye
Eyespot (<i>Oculimacula</i> spp.)	R	R	R	R	R
Septoria Leaf Blotch (<i>Mycosphaerella graminicola</i>)	C			C	C
Glume Blotch (<i>Stagonospora nodorum</i>)	C				C
Powdery Mildew (<i>Blumeria graminis</i>)	C	C	C	C	C
Yellow Rust	C	C		C	
Brown Rust	MC	C		C	C
Crown Rust			C		
Tan Spot	MC				
Net blotch		C			
Fusarium Ear blight	MC	MC		MC	MC
Sooty Moulds	R	R		R	R
Rhynchosporium Leaf Blotch		C		C	C

Eyespot (*Oculimacula* spp.) Spray in the spring at the first sign of disease, from when the leaf sheaths begin to become erect until the 2nd node is detectable (GS 30-32).

CLAYTON 

Septoria Leaf Spot and Glume Blotch (*Mycosphaerella graminicola* and *Stagonospora nodorum*) Apply before disease is established in the crop. To protect the upper leaves and ear apply Clayton Tendril at full flag leaf emergence (GS 37) up to mid-flowering (GS 65). Where disease pressure remains high application may be repeated. Applications to upper leaves where Septoria tritici symptoms are present are likely to be less effective. Take all precautionary measures to reduce the selection pressure for insensitive Septoria tritici strains (e.g. tank-mix with product having a different mode of action which is active against Septoria). Consult your adviser for up-to-date guidance regarding current resistance status and a strategy for preventing and managing resistance in the cereal pathogens listed on the label.

The Fungicide Resistance Action Committee (FRAC) produces recommendations that may be consulted for additional information.

Powdery Mildew (*Blumeria graminis*) Apply Clayton Tendril at the first signs of disease. Where disease pressure remains high application may be repeated.

Yellow Rust (*Puccinia striiformis*) Brown Rust (*Puccinia hordei* and *P. recondita*) Crown Rust (*Puccinia coronata*) Apply Clayton Tendril at the first signs of disease. A second application may be made 2-3 weeks later if re-infection occurs. Applications made to established infections are likely to be less effective.

Tan Spot (*Pyrenophora tritici-repensis*) Apply Clayton Tendril at the first signs of disease in spring or early summer. Where disease pressure remains high application may be repeated.

Ear Disease Complex Apply Clayton Tendril soon after ear emergence until the end of flowering (GS 59-69). Control of ear diseases can result in cleaner, brighter ears.

Leaf Blotch (*Rhynchosporium secalis*) Apply Clayton Tendril in spring at the first signs of disease. For severe infections a second application may be necessary 2-3 weeks later.

Net Blotch (*Pyrenophora teres*) Apply Clayton Tendril at the first signs of disease in spring/early summer. For severe infections, a second application 2-3 weeks later will give most effective control when conditions remain favourable for disease development.

RESISTANCE STRATEGY

Repeated application of Clayton Tendril alone should not be used on the same crop against a high risk pathogen such as cereal powdery mildew. Tank mixtures or alternation with fungicides having a different mode of action have been shown to protect against the development of resistant forms of disease. Take all precautionary measures to reduce the selection pressure for insensitive Septoria tritici strains (e.g. tank-mix with product having a different mode of action which is active against Septoria.).

Consult your adviser for up-to-date guidance regarding current resistance status and a strategy for preventing and managing resistance in the cereal pathogens listed on the label.

The Fungicide Resistance Action Committee (FRAC) produces recommendations that may be consulted for additional information.

CAUTION: The possible development of disease strains resistant to Clayton Tendril cannot be excluded or predicted. Where such resistant strains occur, Clayton Tendril is unlikely to give satisfactory control.

CROP SPECIFIC INFORMATION

Clayton Tendril may be used on all commercial varieties of winter and spring barley, winter and spring oats, winter and spring wheat, durum wheat, triticale and winter rye.

Mixing

Thoroughly shake the pack before use. Add the required quantity of Clayton Tendril to the half-filled spray tank with the agitation system in operation and then fill to the required level. Continue agitation at all times during spraying and stoppages until the tank is completely empty. Spray immediately after mixing.

General

Sprayers should be thoroughly cleaned before use, and filters and jets checked for damage and blockages. Boom height should be adjusted to ensure even coverage of the crop, particularly at later growth stages. The correct height is one at which the spray from alternate nozzles meets just above the crop. In dense crops, at later growth stages, higher water volumes should be used. Spray equipment should be thoroughly cleaned with detergent after use.

NOTICE TO BUYER

All goods supplied by us are of a high grade and we believe them to be suitable for any purpose for which we expressly supply them, but as we cannot exercise control over their mixing or use, all conditions and warranties, statutory or otherwise, as to the quality or fitness for any purpose of our

CLAYTON

goods are excluded and no responsibility will be accepted by us for any damage or injury whatsoever arising from their storage, handling, application or use.