




Clayton Sabre XL

A suspension concentrate formulation containing 400 g/L flufenacet and 100 g/L diflufenican.
A contact and residual herbicide for pre- and post-crop emergence use against a range of annual grasses and broad-leaved weeds in wheat and barley.
MAPP 19725

	CLAYTON SABRE XL. Contains 100 g/L diflufenican and 400 g/L flufenacet
	Warning Harmful if swallowed. May cause damage to organs (nervous system) through prolonged or repeated exposure if swallowed. Very toxic to aquatic life with long lasting effects.
	Wear protective gloves/protective clothing/eye protection/ face protection. IF exposed or concerned: Call a POISON CENTRE or doctor/ physician. Dispose of contents/container to a licensed hazardous-waste disposal contractor or collection site except for empty clean containers which can be disposed of as non-hazardous waste. Contains flufenacet, and reaction mass of 5-chloro-2-methyl-4-isothiazolin-3-one and 2-methyl-4-isothiazolin-3-one (3:1). May produce an allergic reaction.
To avoid risks to human health and the environment, comply with the instructions for use.	

This product is approved under the Plant Protection Product Regulations.

IMPORTANT INFORMATION : FOR USE ONLY AS AN AGRICULTURAL HERBICIDE				
Crop	Maximum individual dose	Maximum total dose	Maximum number of applications	Latest time of application
Winter wheat	Until 31 March in the year of harvest: 0.6 L/ha. After 31 March in the year of harvest: 0.3 L/ha	0.9L/ha	2 per crop (second application not to exceed 0.3 L/ha)	Before third tiller stage (GS 23)
Winter barley				Before fourth tiller stage (GS 24)
Spring wheat	0.3L/ha	0.3 L/ha	1 per crop	Before 4 true leaf stage (GS 14)
Spring barley	0.3L/ha	0.3 L/ha	1 per crop	Pre-emergence
Other specific restrictions – Sequences on winter wheat and barley: If the total dose exceeds 0.6 L/ha, the first application of any sequence must be made before GS 13 of the crop and a minimum interval of 6 weeks must be observed between applications				
READ THE LABEL BEFORE USE. USING THIS PRODUCT IN A MANNER THAT IS INCONSISTENT WITH THE LABEL MAY BE AN OFFENCE. FOLLOW THE CODE OF PRACTICE FOR USING PLANT PROTECTION PRODUCTS				

The (COSHH) Control of Substances Hazardous to Health Regulations may apply to the use of this product at work.

Approval Holder Clayton Plant Protection Ltd., Unit F10, Bracetown Business Park, Clonee, Co. Meath. Ireland Tel: (00 353) 1 8210127 www.claytonpp.com Email: info@claytonpp.com Marketing company in UK Clayton Plant Protection (UK) Ltd. Address and telephone as above.	Pack size : 5L e UN 3082 Batch No : PROTECT FROM FROST
--	---

Conditions of Supply: all goods supplied by us are of high quality and we believe them to be correct but, as we cannot exercise control over their storage, handling, mixing or use, or weather conditions before, during and after application which may affect the performance of the goods, all conditions and warranties, statutory or otherwise, as to the quality or fitness for any purpose of our goods are

excluded, and no responsibility will be accepted by us or resellers for any failure in performance, damage or injury whatsoever arising from their storage, handling, application or use. These conditions cannot be varied by our staff or agents whether or not they supervise or assist in the use of such goods.

SAFETY PRECAUTIONS Operator protection

Engineering control of operator exposure must be used where reasonably practicable in addition to the following:

WEAR SUITABLE PROTECTIVE GLOVES when handling the concentrate or handling contaminated surfaces. However, engineering controls may replace personal protective equipment if a COSHH assessment shows that they provide an equal or higher standard of protection.

WHEN USING DO NOT EAT, DRINK OR SMOKE.

IF YOU FEEL UNWELL, seek medical advice immediately (show the label where possible)

Environmental protection

Do not contaminate water with the product or its container.

Do not clean application equipment near surface water.

Avoid contamination via drains from farmyards or roads.



To protect aquatic organisms respect an unsprayed buffer zone to surface water bodies in line with LERAP requirements. Extreme care must be taken to avoid spray drift onto non-crop plants outside of the target area. DO NOT ALLOW DIRECT SPRAY from horizontal boom sprayers to fall within 5 m of the top of the bank of a static or flowing waterbody, unless a Local Environmental Risk Assessment for Pesticides

(LERAP) permits a narrower buffer zone, or within 1m of the top of a ditch which is dry at the time of application. Aim spray away from water. This product qualifies for inclusion within the Local Environment Risk Assessment for Pesticides (LERAP) scheme. Before each spraying operation from a horizontal boom sprayer, either a LERAP must be carried out in accordance with CRD's published guidance or the statutory buffer zone must be maintained. The results of the LERAP must be recorded and kept available for three years.

Storage and disposal

DO NOT RE-USE CONTAINER for any purpose.

KEEP AWAY FROM FOOD, DRINK AND ANIMAL FEEDINGSTUFFS.

KEEP OUT OF REACH OF CHILDREN.

KEEP IN ORIGINAL CONTAINER, tightly closed, in a safe place.

WASH OUT CONTAINER THOROUGHLY, empty washings into spray tank and dispose of safely

DIRECTIONS FOR USE

IMPORTANT: This information is approved as part of the Product Label. All instructions within this section must be read carefully in order to obtain safe and successful use of this product.

RESTRICTIONS

Avoid treating crops suffering from stress as a result of drought, waterlogging, grazing, pests or disease attack, nutrient deficiency, soil compaction or other factors reducing crop growth. Avoid spraying during periods of prolonged or severe frosts as sharp or severe frosts following application may cause transitory discoloration or scorch from which the crop will normally recover. Adverse crop effect (paling, reduction in vigour) may occur if there is very wet weather before and/or after application, particularly on light free draining soils or where soils become waterlogged. These effects are can be transitory in nature and should have no adverse effect on crop yield in most cases.

Shallow drilled crops must only be treated post-emergence.

DO NOT use on waterlogged soils or soils prone to waterlogging.

DO NOT treat undersown cereals or those due to be undersown.

DO NOT use on sands or very light soils (ADAS 85 classification) or very stony or gravelly soils, as there is a risk of crop damage.

DO NOT treat broadcast crops as uncovered seed may be damaged.

DO NOT soil incorporate.

DO NOT use on soils containing more than 10% organic matter.

DO NOT disturb the soil after application (e.g. by harrowing or rolling).

WEEDS CONTROLLED

Strains of some annual grasses (e.g. black-grass, wild oats and Italian ryegrass) have developed resistance to herbicides which may lead to poor control. A strategy for preventing and managing such

resistance should be adopted. Guidelines have been produced by the Weed Resistance Action Group and copies are available from the HGCA, CPA, your distributor or agronomist.

ALWAYS follow WRAG guidelines for preventing and managing herbicide resistant weeds. Clayton Sabre XL is not a stand-alone treatment for black-grass control and should be used in tank mix or sequence with herbicides having alternative modes of action especially in successive crops.

ALWAYS use grass and broad-leaved weed herbicides with alternative modes of action throughout the cropping rotation.

ALWAYS check weed control effectiveness and investigate any patches showing poor grass or broadleaved weed control. Contact your agronomist who may consider a resistance test appropriate.

WEED SUSCEPTIBILITY At 0.6 L/ha in winter wheat and winter barley

Annual meadowgrass	S pre- and post-emergence up to and including GS 13, 21 (3 leaf and 1 tiller stage).
Blackgrass	MS pre- and post-emergence up to and including GS 13 but before GS 21 (3 leaf stage but before tillering has commenced)
Cleavers	MR pre- and post-emergence up to and including GS 11 (1 whorl stage). Useful levels of control can be achieved however another treatment with a specific cleaver herbicide may be required.
Common chickweed	S pre and post-emergence up to the early branching stage (5 cm)
Common field speedwell	S pre and post-emergence up to and including GS 14 (4 leaf stage).
Field forget-me-not	S pre-emergence.
Field pansy	S pre- and post-emergence up to and including GS 14 (4 leaf stage).
Groundsel	S pre-emergence.
Ivy-leaved speedwell	MR pre-emergence. S post-emergence up to and including GS 12 (2 leaf stage).
Mayweeds	S pre- and post-emergence up to and including GS 12 (2 leaf stage).
Red deadnettle	S pre-emergence.

S=Susceptible. MS=Moderately Susceptible. MR=Moderately Resistant.

A second application of 0.3 L/ha Clayton Sabre XL may give additional contribution to the residual control of black-grass and annual meadow-grass in winter wheat and winter barley, especially if germination is protracted or emergence after application is expected and when used as part of a grass weed management programme.

WEED SUSCEPTIBILITY At 0.3 L/ha in winter wheat, winter barley, spring wheat and spring barley

Annual meadow-grass is susceptible pre and post-emergence up to and including GS 12 (2 leaf stage).

Established perennial grasses and broad-leaved weeds growing from rootstocks will not be controlled. Speed of activity can be slow under cool conditions hence the final level of weed control may take some time to appear. Moist soil at and after application is required to give the best results. Rainfall within 7 days of application will give improved product performance. Residual control may be reduced under prolonged dry conditions.

CROP SPECIFIC INFORMATION

Trash or straw should be buried before or during seedbed preparation.

Seedbeds must have a firm, fine tilth. Loose or cloddy seed beds must be consolidated otherwise crop damage may result due to inadequate seed cover.

For pre-emergence treatments, seed should be covered with a minimum of 32 mm of settled soil.

Apply via a horizontal boom sprayer. Apply in 200–400 L/ha as a MEDIUM spray (BCPC category).

Use the higher volume where crop or weed foliage is dense.

A spray pressure of at least 2 bars is required.

Good, even spray coverage of soil and weeds is essential.

Spray swaths should not overlap.

Avoid drift onto neighbouring crops to prevent crop damage.

Timing

Winter wheat (all varieties): Apply pre or post-emergence up to and including second tiller stage (GS 22).

Winter barley (all varieties): Apply pre or post-emergence up to and including third tiller stage (GS 23). An application of up to 0.6 L/ha may be made at any time before 31st March in the year of harvest.

A single application of 0.3 L/ha that is not part of a sequence may be made at any time up to and including GS 22 (winter wheat) or GS 23 (winter barley) of the crop.

Sequences on winter wheat and barley:

Where the total dose exceeds 0.6 L/ha, the first application of any sequence must be made before GS13 of the crop and a minimum of 6 weeks must elapse between treatments.

The second application of any sequence must not exceed 0.3 L/ha.

Where the total dose is between 0.3 – 0.6 L/ha and application is made after GS 12 of the crop, the latest time of application is 31st March.

Spring wheat (all varieties):

A single application of 0.3 L/ha may be made pre- or post-emergence, up to and including third true leaf stage (GS 13).

Spring barley (all varieties):

A single application of 0.3 L/ha may be made pre-emergence of the crop.

FOLLOWING CROPS and CROP FAILURE

Plough or cultivate to at least 15 cm before planting following crops of oilseed rape, field beans and edible brassicae. Ensure thorough soil mixing before planting.

Plough to at least 15 cm before planting peas, sugar beet, carrots and onions. Ensure thorough soil mixing before planting.

Wheat, barley and potatoes can be drilled without any special cultivations.

An interval of 12 weeks should elapse between treatment and subsequent sowing of spring wheat and spring barley.

In the event of crop failure, for any reason, plough to at least 15 cm and sow only wheat, barley and potatoes.

Clayton Sabre XL and other products containing diflufenican applied to successive cereal crops, can build up levels of diflufenican in the soil. Ploughing or cultivation, with complete inversion of the furrow must take place before planting any following non-cereal crop, except potatoes.

Even if ploughing or cultivation is carried out there may still be a risk of damage to following crops of onions, leek and related species, or clover. DFF-containing products should not be used in successive years before renting out land to growers of these crops.

MIXING

Shake the container well before use. Half fill the spray tank with clean water and add the required amount of Clayton Sabre XL. Wash out the container and add the washings to the spray solution, before topping up with clean water.

Maintain continuous agitation of spray solution during mixing and loading and until spraying is complete.

Do not leave the sprayer filled with the spray solution standing for long periods.

Wash out the sprayer thoroughly after use using a wetting agent or proprietary tank cleaner with two rinses

=====