




Clayton Tebbit

An emulsion (oil in water) containing 250 g/litre Tebuconazole. Clayton Tebbit is a broad-spectrum systemic fungicide for wheat (excluding durum), barley, oats, rye (winter) and oilseed rape, field beans and linseed.
MAPP 20371

	Clayton Tebbit contains 250g/L (25.9%) tebuconazole in an oil in water emulsion formulation
	Danger Harmful if swallowed. Causes serious eye irritation. May cause respiratory irritation Suspected of damaging the unborn child. Very toxic to aquatic life with long lasting effects.
	Wear protective gloves/protective clothing/eye protection/ face protection. If in eyes: rinse cautiously with water for several minutes. Remove contact lenses, if present and easy to do. Continue rinsing. Immediately call a poison centre or doctor/physician. Dispose of contents/container to a licensed hazardous waste disposal contractor or collection site except for empty clean containers which can be disposed of as non-hazardous waste.
To avoid risks to human health and the environment, comply with the instructions for use	

The (COSHH) Control of Substances Hazardous to Health Regulations may apply to the use of this product at work.

PROTECT FROM FROST

SHAKE WELL BEFORE USE

Approval Holder Clayton Plant Protection Ltd., Unit F10, Bracetown Business Park Clonee, Co. Meath. Ireland Tel: (00 353) 1 8210127 www.claytonpp.com Email: info@claytonpp.com Marketing company in UK Clayton Plant Protection (UK) Ltd. Address and telephone as above.	Contents: 5L e UN3082 ADR/RID Class 9 Packing Group III Batch no:
---	--

IMPORTANT INFORMATION : FOR USE ONLY AS A PROFESSIONAL FUNGICIDE

Crops/situations	Maximum individual dose: (L product / ha)	Maximum total dose: (L product / ha)	Maximum number of treatments: (per crop)	Latest time of application:
Wheat, barley, rye (winter) and oats:	1.0 (See 'Other specific restrictions')	-	2	Before grain watery ripe stage
Oilseed Rape	0.5 See Other specific restrictions	0.5	-	9 or more leaves unfolded stage
	OR 1.0 See Other specific restrictions	1	-	End of flowering
Field beans	1.0	-	1.0	35 days before harvest
Linseed	1.0	-	1.0	35 days before harvest

Other specific restrictions:

This product must not be applied via hand-held equipment.

Applications to linseed must be made after BBCH 20.

Applications to field bean must be made after BBCH 40.

For use on cereals a maximum dose of 1 L/ha applies after BBCH 30 and before early boot stage (BBCH39). A further maximum dose of 1 L/ha cannot be applied until after BBCH40 stage.

For use on oilseed rape a maximum total dose of 0.5 litres of product /ha can be applied between growth stages BBCH 14 and BBCH 19.

For use on oilseed rape a maximum total dose of 1.0 litre of product /ha can be applied between growth stages BBCH 20 and BBCH 69.

For use on oilseed rape if an application is made before BBCH 19 then no further applications are allowed on the crop

A minimum interval of 14 days applies between applications.

READ THE LABEL BEFORE USE. USING THIS PRODUCT IN A MANNER THAT IS INCONSISTENT WITH THE LABEL MAY BE AN OFFENCE. FOLLOW THE CODE OF PRACTICE FOR USING PLANT PROTECTION PRODUCTS.

SAFETY PRECAUTIONS

Operator Protection

Engineering control of operator exposure must be used where reasonably practicable in addition to the following personal protective equipment:

WEAR SUITABLE PROTECTIVE GLOVES when handling contaminated surfaces.

WEAR SUITABLE PROTECTIVE CLOTHING (COVERALLS), SUITABLE PROTECTIVE

GLOVES AND FACE PROTECTION (FACESHIELD) when handling the concentrate.

However, engineering controls may replace personal protective equipment if a COSHH assessment shows they provide an equal or higher standard of protection.

WHEN USING DO NOT EAT, DRINK OR SMOKE. IN CASE OF CONTACT WITH EYES RINSE IMMEDIATELY with plenty of water and seek medical advice.

WASH HANDS AND EXPOSED SKIN before meals and after work.

IF YOU FEEL UNWELL, seek medical advice (show label where possible).

Environmental Protection

DO NOT CONTAMINATE WATER WITH THE PRODUCT OR ITS CONTAINER.

Do not clean application equipment near surface water.

Avoid contamination via drains from farmyards and roads.



DO NOT ALLOW DIRECT SPRAY from horizontal boom sprayers to fall within 5 m of the top of the bank of a static or flowing water body, unless a Local Environment Risk Assessment for Pesticides (LERAP) permits a narrower buffer zone, or within 1 m of the top of a ditch which is dry at the time of application. Aim spray away from water. This product qualifies for inclusion within the Local Environment Risk Assessment for Pesticides

(LERAP) scheme. Before each spraying operation from a horizontal boom sprayer, either a LERAP must be carried out in accordance with CRD's published guidance or the statutory buffer zone must be maintained. The results of the LERAP must be recorded and kept available for three years Do not contaminate water with the product or its container. (Do not clean application equipment near surface water. Avoid contamination via drains from farmyards and roads).

Storage and Disposal

DO NOT RE-USE CONTAINER FOR ANY PURPOSE.

KEEP IN ORIGINAL CONTAINER tightly closed in a safe place.

KEEP OUT OF REACH OF CHILDREN.

KEEP AWAY FROM FOOD, DRINK AND ANIMAL FEEDING STUFFS.

WASH OUT CONTAINER THOROUGHLY, emptying washings into spray tank and dispose of safely.

PROTECT FROM FROST

DIRECTIONS FOR USE

IMPORTANT: This information is approved as part of the Product Label. All instructions within this section must be read carefully in order to obtain safe and successful use of this product.

CLAYTON TEBBIT is recommended for control of a wide range of diseases on winter and spring sown cereals, oilseed rape, field beans and linseed.

For best disease control and yield benefit CLAYTON TEBBIT should be applied at an early stage of disease development, before infection spreads to new crop growth.

CROP SPECIFIC INFORMATION

CEREALS

CLAYTON TEBBIT may be used on all varieties of winter and spring wheat (excluding durum), barley, rye, and winter and spring oats.

For winter and spring wheat, barley, oats, rye application must be made after BBCH 30.

A further dose of 1.0 L/ha cannot be applied until after BBCH40 stage. Latest time of application is end of flowering (BBCH69).

Wheat : Septoria (moderate control of glume blotch), powdery mildew (moderate control), yellow rust, brown rust, ear disease complex – Fusarium, Alternaria and Cladosporium).

Barley : Powdery mildew (moderate control), yellow rust, brown rust, Rhynchosporium (moderate control) and net blotch (useful reduction).

Rye : Powdery mildew, yellow rust, brown rust and Rhynchosporium (moderate control).

Oats : Crown rust and mildew.

Where disease pressure remains high application with an alternative effective product may be required to maintain control.

Septoria Glume Blotch (S. nodorum) : To protect the flag leaf and ear from apply CLAYTON TEBBIT from flag leaf emergence (GS 37) until ear fully emerged (GS 59) prior to development of visible disease.

Yellow Rust and Brown Rust : Apply CLAYTON TEBBIT at the first signs of disease. Applications made to established infections are likely to be less effective.

Ear Disease Complex : CLAYTON TEBBIT applied preventatively before an infection event. Applications soon after ear emergence can give a good reduction of Fusarium ear blight and a reduction of sooty moulds (Alternaria and Cladosporium) and can result in cleaner, brighter ears.

Powdery Mildew : CLAYTON TEBBIT should be applied at first signs of disease. When disease pressure remains high repeat applications with alternative effective product – see “Resistance Management”

Rhynchosporium (leaf blotch) : Application of CLAYTON TEBBIT will provide a moderate reduction in Rhynchosporium secalis. Apply CLAYTON TEBBIT at the onset of disease. For moderate to severe infections a second application with an alternative effective product may be necessary 2-3 weeks later. On disease susceptible varieties in high risk situations tank mixing CLAYTON TEBBIT with other suitable products may improve control.

Net Blotch : Application of CLAYTON TEBBIT will provide a moderate reduction in net blotch. Apply CLAYTON TEBBIT at the very first signs of disease in spring/early summer. A second application with an alternative effective product 2-3 weeks later will give most effective control when conditions remain favourable for disease development. When disease develops after flag leaf emergence a single application of CLAYTON TEBBIT will generally provide moderate protection.

Crown Rust : CLAYTON TEBBIT applied to control mildew on oats will also reduce crown rust infections occurring around this time. Alternatively, apply CLAYTON TEBBIT on first appearance of crown rust. Occasionally, after the application of CLAYTON TEBBIT, some transient leaf speckling on wheat or leaf reddening/scorch on oats may occur, but these symptoms have not been shown to adversely affect yield responses accruing from the benefits of disease control.

Water Volume

For most crops apply in 100-200 L/ha. The higher spray volumes are recommended where the crop is dense or disease pressure / risk is high to ensure good penetration to the lower leaves and stem bases. Disease control may be compromised by reducing water volumes, where good spray coverage is difficult to achieve.

OILSEED RAPE

CLAYTON TEBBIT may be used on all varieties of winter or spring sown oilseed rape.

a) First application between growth stages BBCH 14 and at or before BBCH 19. If an application is made before BBCH 19 then no further applications are allowed on the crop.

Maximum individual dose 0.5 L product per hectare

Maximum total dose: 0.5 L product per hectare

Or

b) First application at or after BBCH 20 and before BBCH 69.

Maximum individual dose 1.0 L product per hectare

CLAYTON

Maximum total dose: 1.0 L product per hectare
Latest time of application: up to and including the end of flowering.

Light Leaf Spot

Autumn/Winter: CLAYTON TEBBIT will control light leaf spot in oilseed rape. Light leaf spot should be prevented from developing early in the life of the crop and good protection from subsequent disease development will be provided by an application of CLAYTON TEBBIT in autumn/winter after GS 20 (usually late October to early December). Follow up spray(s) with an alternative effective product may be required in the spring/ summer depending on disease development.

Spring/Summer: If an autumn treatment of CLAYTON TEBBIT has not been made and disease develops in the crop over winter, an early spring (late February/March) application of 1.0 L/ha may be made from the onset of stem extension. The application of 1.0 L/ha of CLAYTON TEBBIT either pre- or post-flowering will generally control late development of light leaf spot on pods and leaves.

Phoma Leaf Spot/Stem Canker

Leaf spot can be found from October onwards and best control of stem canker may be expected from an autumn/early winter application (after GS 20) of CLAYTON TEBBIT applied at first signs of disease, followed by an alternative effective product in late winter/early spring.

Dark Leaf/Pod Spot (*Alternaria* spp).

Treatment with 1.0 L/ha CLAYTON TEBBIT should begin at the onset of disease i.e. when black pin-head spots first appear on the pods.

Sclerotinia Stem Rot

1.0 L/ha of CLAYTON TEBBIT applied at early to full flower will give some reduction of Sclerotinia stem rot.

Ringspot (*Mycosphaerella brassicicola*).

Spring/summer applications of CLAYTON TEBBIT made for the control of light leaf spot may also give some reduction of this disease.

FIELD BEANS

Chocolate spot and Bean rust

Apply CLAYTON TEBBIT at first signs of disease from the early flower stage. Do not apply before GS 40.

Maximum individual dose: 1.0 L per hectare

Maximum number of applications: 1 per crop

CLAYTON TEBBIT must not be applied less than 35 days before harvest.

LINSEED

Powdery mildew : Apply at first signs of disease..

Botrytis : Application at first signs of disease can give a reduction in this disease.

Maximum individual dose: 1.0 L per hectare.

Maximum number of applications: 1 per crop.

Earliest time of application: For linseed application must be made after BBCH 20.

CLAYTON TEBBIT should be applied in 100-400 L/ha of water, using the higher volume in dense crops.

CLAYTON TEBBIT may be applied at any time before brown capsule stage up to 35 days before harvest.

APPLICATION

Sprayers should be THOROUGHLY CLEANED before use and filters and jets checked for damage and blockages.

Thoroughly shake the pack before use. Add the required quantity of CLAYTON TEBBIT to the half-filled spray tank with the agitation system in operation and then fill to the required level. Continue agitation at all times during spraying and stoppages until the tank is completely empty.

CLAYTON TEBBIT should be applied in 100-400 L/ha of water, using the higher volume in dense crops. A pressure of 2-3 bar (30-40 psi) is recommended. Apply as a MEDIUM quality spray (as defined by BCPC). Boom height and water volume should be adjusted to ensure good coverage of the crop, particularly at later growth stages.

Spray immediately after mixing.

Where tank mixes are used CLAYTON TEBBIT should be added to the spray tank last, after first dispersing the other product(s)

RESISTANCE MANAGEMENT

Tank mixtures or alternation with fungicides having a different mode of action have been shown to protect against the development of resistant forms of disease.

CLAYTON

The possible development of diseases resistant to CLAYTON TEBBIT cannot be excluded or predicted. Where such resistant strains occur, CLAYTON TEBBIT is unlikely to give satisfactory control. CLAYTON TEBBIT contains Tebuconazole, a DMI fungicide (FRAC Group 3). Resistance has been identified in Septoria leaf blotch (*Mycosphaerella graminicola*) which may seriously affect the performance of some products. CLAYTON TEBBIT is not recommended for the control of this disease. Strains of light leaf spot resistant to azole fungicides are known to exist. To avoid development of resistance apply product protectively in response to disease forecasts. Where possible, when light leaf spot is present use a fungicide with an alternative mode of action or mixes containing an alternative mode of action when targeting other diseases such as Sclerotinia at mid flowering. For further advice on resistance management in DMI's contact your agronomist or specialist advisor and visit the FRAG-UK website.

CONDITIONS OF SUPPLY

All goods supplied by us are of high grade and we believe them to be suitable but, as we cannot exercise control over their storage, handling, mixing or use or the weather conditions before, during or after application, which may affect the performance of the goods, all conditions and warranties, statutory or otherwise, as to the quality or fitness for any purpose of our goods are excluded, and no responsibility will be accepted by us or re-sellers for any failure in performance, damage or injury whatsoever arising from their storage, handling, application or use. These conditions cannot be varied by our staff or agents whether or not they supervise or assist in the use of such goods.