




## Clayton Plant Protection Ltd

**CLAYTON PROVINCE**

An emulsifiable concentrate (EC) fungicide containing 250 g/L prothioconazole for the control of certain diseases in wheat, barley, oats, durum wheat, winter rye, triticale and winter oilseed rape.

	<p>CLAYTON PROVINCE contains 2-[2-(1-chlorocyclopropyl)-2-hydroxy-3-phenylpropyl]-2,4-dihydro-3H-1,2,4-triazole-3-thione.</p> <p><b>WARNING</b>  <b>May produce an allergic reaction</b>  <b>Causes serious eye irritation</b>  <b>May cause respiratory irritation.</b>  <b>Very toxic to aquatic life with long lasting effects.</b></p>	
	<td rowspan="2" style="text-align: center; vertical-align: middle;">  </td> <td> <p>Keep out of reach of children.  Wear protective gloves/protective clothing/eye protection/face protection.  IF ON SKIN: Wash with plenty of soap and water  IF IN EYES: rinse cautiously with water for several minutes. Remove contact lenses, if present and easy to do. Continue rinsing.  Repeated exposure may cause skin dryness or cracking.  IF exposed or concerned: Get medical advice/attention.  Do not contaminate water with the product or its container  Do not clean application equipment near surface water  Avoid contamination via drains from farmyards and roads  Dispose of contents/container to a licensed hazardous-waste disposal contractor or collection site except for triple rinsed empty clean containers which can be disposed of as non-hazardous waste.</p> <p><b>To avoid risks to human health and the environment, comply with the instructions for use.</b></p> <p style="text-align: right;"><b>PCS No. 06442</b></p> </td>	

<b>IMPORTANT INFORMATION : FOR USE ONLY AS AN AGRICULTURAL FUNGICIDE</b>			
<b>Crop</b>	<b>Maximum individual dose (L/ha)</b>	<b>Maximum total dose per crop (L/ha)</b>	<b>Latest time of application</b>
Wheat, Durum wheat, Rye (winter),Triticale	0.8	2.4	Before grain milky ripe stage (GS71)
Barley, oats	0.8	1.6	Before beginning of flowering (GS61)
Oilseed rape (winter)	0.7	1.4	56 days before harvest

**READ THE LABEL BEFORE USE. USING THIS PRODUCT IN A MANNER THAT IS INCONSISTENT WITH THE LABEL MAY BE AN OFFENCE. FOLLOW THE CODE OF PRACTICE FOR USING PLANT PROTECTION PRODUCTS.**

<p><b>Authorisation holder:</b> Clayton Plant Protection Limited,  Bracetown Business Park, Clonee, Dublin 15, Ireland  Telephone: 01-8014000    www.cpp.ag</p>	<p>Pack size: 5L e  PROTECT FROM FROST UN  No: 3082</p>
---	---

NOTICE TO BUYER : All goods supplied by us are of a high grade and we believe them to be suitable for any purpose for which we expressly supply them, but as we cannot exercise control over their mixing or use, all conditions and warranties statutory or otherwise, as to the quality or fitness for any purpose of our goods are

excluded and no responsibility will be accepted by us for any damage or injury whatsoever arising from their storage, handling, application or use. Since the occurrence of resistance can not be forecast, neither Clayton Plant Protection Limited nor its distributors can accept responsibility for any loss or damage to crops caused by the failure of CLAYTON PROVINCE to control resistant strains.

### **SAFETY PRECAUTIONS Operator Protection**

Engineering control of operator exposure must be used where reasonably practicable in addition to the following personal protective equipment:

WEAR SUITABLE PROTECTIVE CLOTHING (COVERALLS) AND SUITABLE PROTECTIVE GLOVES AND FACE PROTECTION (FACESHIELD) when handling the concentrate.

WEAR SUITABLE PROTECTIVE CLOTHING (COVERALLS) when applying the product.

WEAR SUITABLE PROTECTIVE CLOTHING (COVERALLS) AND SUITABLE PROTECTIVE GLOVES when handling contaminated surfaces.

WHEN USING DO NOT EAT DRINK OR SMOKE.

WASH ANY CONTAMINATION from eyes immediately.

IF YOU FEEL UNWELL, seek medical advice (show label where possible).

WASH HANDS AND EXPOSED SKIN before eating and drinking and after work.

### **Environmental Protection**

To protect aquatic organisms respect an unsprayed buffer zone of 5m to surface water bodies Do not contaminate water with the product or its container. (Do not clean application equipment near surface water. Avoid contamination via drains from farmyards and roads).

### **Storage and Disposal**

KEEP OUT OF REACH OF CHILDREN

KEEP IN ORIGINAL CONTAINER tightly closed in a safe place.

WASH OUT CONTAINER THOROUGHLY, empty washings into spray tank and dispose of safely.

DO NOT RE-USE CONTAINER for any purpose.

KEEP AWAY FROM FOOD, DRINK AND ANIMAL FEEDINGSTUFFS

PROTECT FROM FROST

### **DIRECTIONS FOR USE**

**IMPORTANT: This information is approved as part of the Product Label. All instructions within this section must be read carefully in order to obtain safe and successful use of this product.**

CLAYTON PROVINCE contains prothioconazole, a triazole fungicide, recommended for control of a wide range of diseases on certain cereals and winter oilseed rape.

### **CROPS**

CLAYTON PROVINCE may be used on all commercial varieties of winter and spring barley, winter and spring wheat, winter rye, winter and spring oats, triticale and winter oilseed rape.

### **DISEASES CONTROLLED**

**CEREALS** C = Control MC = Moderate control R = Reduction

	Wheat	Barley	Oats	Rye	Triticale
Septoria leaf blotch( <i>Mycosphaerella graminicola</i> )	MC			MC	MC
Glume blotch ( <i>Stagonospora nodorum</i> )	MC			MC	
Yellow rust	C	C			C

Brown rust	MC	C		C	C
Crown rust			C		
Rhynchosporium Leaf Blotch		C		C	C
Net blotch		C			
Tan Spot	MC				
Fusarium Ear Blight	MC	MC			
Powdery Mildew ( <i>Blumeria graminis</i> )	C	C	C	C	C
Eyespot ( <i>Oculimacula</i> spp )	R	R	R	R	R

Apply before disease is established in the crop. To protect the upper leaves and ear apply CLAYTON PROVINCE at full flag leaf emergence (GS 37) up to mid-flowering (GS 65). Where disease pressure remains high application may be repeated. Applications to upper leaves where disease symptoms are present are likely to be less effective.

CLAYTON PROVINCE contains a DMI fungicide. Resistance to some DMI fungicides has been identified in *Septoria* leaf blotch (*Mycosphaerella graminicola*) which may seriously affect the performance of some products. For further advice on resistance management in DMI's contact your agronomist or specialist advisor, and visit the FRAG-UK website.

#### OILSEED RAPE

**DISEASES CONTROLLED** C = control MC = moderate control

Disease	
Phoma leaf spot/stem canker	C
Sclerotinia stem rot	C
Light leaf spot	MC

#### Light Leaf Spot

Apply CLAYTON PROVINCE protectively in autumn/winter (usually late October to early December). Follow up treatment(s) may be required in early spring from the onset of stem elongation, depending on disease development.

#### Phoma Leaf spot/Stem Canker

Apply CLAYTON PROVINCE in autumn at the first sign of disease. Repeat treatment in late autumn/winter, if disease symptoms reoccur. Sclerotinia stem rot (*Sclerotinia sclerotiorum*) Apply CLAYTON PROVINCE at early to full flower.

#### **Spring oilseed rape (QUALIFIED MINOR USE RECOMMENDATION)**

CLAYTON PROVINCE can also be used on varieties of spring oilseed rape but crop safety has not been fully established.

**RESISTANCE** : Repeated application of CLAYTON PROVINCE alone should not be used on the same crop. Tank-mixtures or alternation with fungicides having a different mode of action have been shown to protect against the development of resistant forms of disease. The possible development of disease strains resistant to CLAYTON PROVINCE cannot be excluded or predicted. Where such resistant strains occur, CLAYTON PROVINCE is unlikely to give satisfactory control. Strains of Light Leaf Spot resistant to azole fungicides are known to exist. To avoid development of resistance apply product protectively in response to disease forecasts. Where possible, when Light Leaf Spot is present, avoid the use of azole based fungicides when targeting other diseases such as *Sclerotinia* at mid flowering.

**RATES OF USE**

**Cereals** : Apply CLAYTON PROVINCE at 0.8 L/ha.

**Winter Oilseed Rape** : Apply CLAYTON PROVINCE at 0.7 L/ha

**APPLICATION METHOD** : Spray equipment should be thoroughly cleaned before use. Apply with tractor mounted/trailed sprayer in 100-300 litres of water per hectare. The higher volume is recommended on dense crops to ensure good coverage and penetration. Apply as a MEDIUM quality spray. A spay pressure of 2-3 Bar is recommended.

**MIXING** : Shake the can before use. Add the required quantity to the half-filled tank and then complete filling. Continue agitation until the tank is empty. Spray equipment should be cleaned immediately after use.

DRAFT