




CLAYTON OCCUPY

An oil dispersion formulation containing 150 g/L (15.94% w/w) spirotetramat. A ketoenol insecticide for the control of a range of insect pests in Brussels sprouts, broccoli/ calabrese, cabbage, cauliflower, collards, kale, lettuce, potatoes, onions, carrots, swede, turnip and parsnip. MAPP 18924

| | |
|---|--|
|    | <p>Safety Information CLAYTON OCCUPY Contains 150 g/L (15.94%) spirotetramat</p> <p>Warning May cause an allergic skin reaction. Causes serious eye irritation. Suspected of damaging fertility. Suspected of damaging the unborn child. Toxic to aquatic life with long lasting effects.</p> <p>Wear protective gloves/protective clothing/ eye protection/face protection. IF exposed or concerned: Call a POISON CENTRE or doctor/ physician. Dispose of contents/container to a licenced hazardous-waste disposal contractor or collection site except for empty clean containers which can be disposed of as nonhazardous waste.</p> <p>To avoid risks to human health and the environment, comply with the instructions for use.</p> |
|---|--|

The Control of Substances Hazardous to Health (COSHH) Regulations may apply to the use of this product at work.

| IMPORTANT INFORMATION : FOR USE ONLY AS AN HORTICULTURAL INSECTICIDE | | | |
|---|---|---------------------------------------|-----------------------------------|
| Crop | Maximum individual dose of product | Maximum number of applications | Latest time of application |
| Brussels sprouts (outdoor), broccoli/calabrese (outdoor), cabbage (outdoor), cauliflower (outdoor), collards (outdoor), kale (outdoor) | 0.5 L/ha | 2 | 3 days before harvest |
| Lettuce (outdoor and protected) | 0.5 L/ha | 2 | 7 days before harvest |
| Potato (outdoor) | 0.48 L/ha | 4 | 14 days before harvest |
| Carrot (outdoor) and Parsnip (outdoor) | 0.3 L/ha | 2 | 21 days before harvest |
| Swede (outdoor) and turnip (outdoor) | 0.5 L/ha | 2 | 21 days before harvest |
| Onion (outdoor) and shallot (outdoor). | 0.48 L/ha | 4 | 7 days before harvest |

READ THE LABEL BEFORE USE. USING THIS PRODUCT IN A MANNER THAT IS INCONSISTENT WITH THE LABEL MAY BE AN OFFENCE. FOLLOW THE CODE OF PRACTICE FOR USING PLANT PROTECTION PRODUCTS.

| | |
|---|--|
| <p>Approval holder – Clayton Plant Protection Ltd., Unit F10, Bracetown Business Park CLONEE, Dublin 15. Ireland. Tel: (00 353) 1 8210127 Email: info@claytonpp.com www.claytonpp.com Marketing Co, in UK Clayton Plant Protection (UK) Ltd. Contact details as above</p> | <p>Contents: 1 litre e</p> <p>STORE IN A COOL DRY PLACE PROTECT FROM FROST SHAKE THOROUGHLY BEFORE POURING</p> <p>UN No. 3082</p> <p>Batch No:</p> |
|---|--|

Conditions of Supply: all goods supplied by us are of high quality and we believe them to be correct but, as we cannot exercise control over their storage, handling, mixing or use, or weather conditions before, during and after application which may affect the performance of the goods, all conditions and warranties, statutory or otherwise, as to the quality or fitness for any purpose of our goods are excluded, and no responsibility will be accepted by us or resellers for any failure in performance, damage or injury whatsoever arising from their storage, handling, application or use. These conditions cannot be varied by our staff or agents whether or not they supervise or assist in the use of such goods.

SAFETY PRECAUTIONS Operator Protection

Engineering control of operator exposure must be used where reasonably practicable in addition to the following personal protective equipment: WEAR SUITABLE PROTECTIVE CLOTHING (COVERALLS), SUITABLE PROTECTIVE GLOVES AND FACE PROTECTION (FACESHEILD) when handling the concentrate.

However, engineering controls may replace personal protective equipment if a COSHH assessment shows they provide an equal or higher standard of protection.

WHEN USING DO NOT EAT, DRINK OR SMOKE.

WASH HANDS AND EXPOSED SKIN before eating and drinking and after work. IF YOU FEEL UNWELL, seek medical advice (show label where possible).

Environmental Protection

Do not contaminate water with product or its container.

Do not clean application equipment near surface water.

Avoid contamination via drains from farmyards or roads.

RISK TO NON-TARGET INSECTS OR OTHER ARTHROPODS. See restrictions.

Storage and Disposal

KEEP AWAY FROM FOOD, DRINK AND ANIMAL FEEDING-STUFFS.

KEEP IN ORIGINAL CONTAINER, tightly closed, in a safe place.

RINSE CONTAINER THOROUGHLY by using an integrated pressure rising device or manually rinsing three times. Add washings to sprayer at time of filling and dispose of safely. Triple rinsed containers should be punctured to prevent re-use and may be disposed of by an authorised contractor or at a municipal waste recycling site.

DO NOT RE-USE CONTAINER for any purpose.

Keep out of reach of children.

DIRECTIONS FOR USE

IMPORTANT: This leaflet is approved as part of the label. All instructions on this leaflet and on the label should be read carefully in order to obtain successful results from the use of this product.

RESTRICTIONS

Shake well before use.

Avoid spraying within 5 m of the field boundary to reduce effects on non-target insects or other arthropods.

PESTS CONTROLLED

Clayton Occupy is a ketoenol systemic insecticide which works by inhibition of lipid biosynthesis to control the sucking pests listed below:

Brussels sprouts, broccoli/calabrese, cabbage, cauliflower, collards and kale :- Mealy cabbage aphid (*Brevicoryne brassicae*), Peach potato aphid (*Myzus persicae*), Brassica whitefly (*Aleyrodes proletella*), Swede midge (*Contarinia nasturtii*).

Lettuce :- Blackcurrant-lettuce aphid (*Nasanovia ribis-nigri*), Peach potato aphid (*Myzus persicae*), Lettuce root aphid (*Pemphigus bursarius*).

Potato :- Peach -potato aphid (*Myzus persicae*), Glasshouse- potato aphid (*Aulacorthum solani*), Buckthorn-potato aphid (*Aphis nasturtii*).

Onion :- Onion thrips (*Thrips tabacci*).

Carrots :- Willow carrot aphid (*Cavariella aegopodii*).

Shallot :- See qualified recommendation.

Parsnip, swede and turnip :- See qualified recommendation.

Qualified recommendations:

Based on limited data the control of onion thrips in shallot would be expected from applications of Clayton Occupy applied in accordance with the crop specific information section.

Based on limited data the control foliar aphids in parsnip would be expected from applications of Clayton Occupy applied in accordance with the crop specific information section.

Based on limited data the control of foliar aphids in swede and turnip would be expected from applications of Clayton Occupy applied in accordance with the crop specific information section.

CROP SPECIFIC INFORMATION

Due to the mode of action, rapid knockdown of pests should not be expected. Obvious control usually occurs after 3–7 days and is dependent upon pest stage, with youngest larvae being most susceptible and adults least susceptible. For optimum control, application should be made as soon as pests appear in the crop, so that population build up is prevented through targeting the very young larval stages as they are produced.

Through its two-way systemicity, the active ingredient spirotetramat is translocated to growing points and is able to reach hidden aphids in heart leaves and on roots. However, it is important to note that there is little movement from new leaves to older leaves, so good spray cover on older leaves will be particularly important.

Application: Apply in a water volume of 200–600 Litres of water per hectare according to crop type and crop density. Apply as a MEDIUM quality spray (BCPC).

Brussels sprouts, broccoli/calabrese, cabbage, cauliflower, collards and kale.

Apply Clayton Occupy at a rate of 0.5 L/ha as aphids or whitefly start to build up in the crop. Clayton Occupy may be used up to a maximum of two applications. Water volume: 300–600 L/ha. All varieties of Brussels sprouts, broccoli/calabrese, cabbage, cauliflower, collards and kale may be treated. Clayton Occupy works relatively slowly over a period of days, it works best when the plant vascular system is actively transporting the product and the pest species are actively feeding (see “Pests Controlled” section for more detail). **Lettuce.**

Apply Clayton Occupy at a rate of 0.5 L/ha as aphids or whitefly start to build up in the crop. Clayton Occupy may be used up to a maximum of two applications.

Water volume: 300 – 600 L/ha. All varieties of lettuce may be treated. Clayton Occupy works relatively slowly over a period of days, it works best when the plant vascular system is actively transporting the product and the pest species are actively feeding (see “Pests Controlled” section for more detail). **Potato.**

Apply Clayton Occupy at a rate of 0.48 L/ha as aphids start to build up in the crop. Applications in potato varieties that produce flowers can only be made from the end of flowering (BBCH 69).

Clayton Occupy may be used up to a maximum of four applications.

Clayton Occupy works relatively slowly over a period of days, it works best when the plant vascular system is actively transporting the product and the pest species are actively feeding (see “Pests Controlled” section for more detail).

Water volume: 200–400 L/ha.

All varieties of potato may be treated.

Onion.

Apply Clayton Occupy at a rate of 0.48 L/ha as onion thrips start to build up in the crop.

Clayton Occupy may be used up to a maximum of four applications.

Water volume: 200–600 L/ha.

All varieties of onion may be treated.

Clayton Occupy works relatively slowly over a period of days, it works best when the plant vascular system is actively transporting the product and the pest species are actively feeding (see “Pests Controlled” section for more detail).

Carrots.

Apply Clayton Occupy from 2 true leaves (BBCH 12) at a rate of 0.3 L/ha for willow carrot aphid as they start to build up in the crop.

Clayton Occupy may be used up to a maximum of two applications.

All varieties carrots may be treated.

Water volume: 200–600 L/ha.

Clayton Occupy works relatively slowly over a period of days, it works best when the plant vascular system is actively transporting the product and the pest species are actively feeding (see “Pests Controlled” section for more detail).

QUALIFIED RECOMMENDATIONS:

There is limited evidence of crop safety and effectiveness for the qualified recommendations listed below. The commercial risk of using this product under these qualified recommendation is borne entirely by the grower.

Shallot.

Apply Clayton Occupy at a rate of 0.48 L/ha as onion thrips start to build up in the crop. Clayton Occupy may be used up to a maximum of four applications. Water volume: 200–600 L/ha.

All varieties of shallot may be treated.

Clayton Occupy works relatively slowly over a period of days, it works best when the plant vascular system is actively transporting the product and the pest species are actively feeding (see “Pests Controlled” section for more detail).

Parsnips.

Apply Clayton Occupy from 2 true leaves (BBCH 12) at a rate of 0.3 L/ha for willow carrot aphid as they start to build up in the crop.

Clayton Occupy may be used up to a maximum of two applications.

All varieties parsnip may be treated.

Water volume: 200–600 L/ha.

Clayton Occupy works relatively slowly over a period of days, it works best when the plant vascular system is actively transporting the product and the pest species are actively feeding (see “Pests Controlled” section for more detail).

Swede and turnip.

Apply Clayton Occupy from 2 true leaves (BBCH 12) at a rate of 0.5 L/ha for Mealy cabbage aphid and Peach potato aphid as they start to build up in the crop.

Clayton Occupy may be used up to a maximum of two applications.

All varieties swede or turnip may be treated.

Water volume: 200–600 L/ha.

Clayton Occupy works relatively slowly over a period of days, it works best when the plant vascular system is actively transporting the product and the pest species are actively feeding (see “Pests Controlled” section for more detail).

PESTICIDE RESISTANCE MANAGEMENT STRATEGY

Total reliance on one pesticide will hasten the development of resistance; pesticides of different chemical types or alternative control measures should be included in a planned programme. In a spray programme Clayton Occupy should be used with other insecticides of a different mode of action, either in alternation or as a 2-spray block within the programme. Clayton Occupy should always be applied at the full recommended rate of use and in sufficient water volume to achieve the required spray penetration into the crop and uniform coverage necessary for optimal pest control.

MIXING AND SPRAYING

Shake well before use. Add the required quantity of Clayton Occupy to the half-filled spray tank with the agitation system in operation, and fill to the required level. Continue agitation at all times during spraying and stoppages until the tank is completely empty. Spray immediately after mixing. Wash equipment thoroughly, immediately after use, by using an integrated pressure rising device or manually rinsing three times. Add washings to sprayer at time of filling and dispose of safely. Processing Information: If the crop is intended for processing consult the processor before the use of Clayton Occupy.

+++++