




CLAYTON PURSER

A water dispersible granule containing 300 g/kg indoxacarb for the control of caterpillars in cabbage, cauliflower, broccoli, apples, pears and various protected fruiting vegetables and pollen beetle in winter and spring oilseed rape
MAPP 18283

| | |
|---|---|
|    | <p>CLAYTON PURSER – contains 300 g/kg indoxacarb May produce an allergic reaction</p> <p>Signal Word : WARNING Harmful if swallowed. May cause damage to organs (nervous system). Very toxic to aquatic life with long lasting effects</p> <p>Do not breathe vapours/spray. Wash hands and face thoroughly after handling. Do not eat, drink or smoke when using this product. IF exposed or if you feel unwell: Call a POISON Centre or doctor/physician. Collect spillage. Dispose of contents / container to a licensed hazardous-waste disposal contractor or collection site except for triple rinsed empty clean containers which can be disposed of as non-hazardous waste.</p> <p>Do not contaminate water with the product or its container (Do not clean application equipment near surface water/Avoid contamination via drains from farmyards and roads).</p> <p>To avoid risks to human health and the environment, comply with the instructions for use</p> |
| <p>The Control of Substances Hazardous to Health (COSHH) Regulations may apply to the use of this product at work.</p> | |

| | |
|---|--|
| <p>Approval Holder Clayton Plant Protection Ltd., Unit F10, Bracetown Business Park Clonee, Co. Meath. Ireland Tel: (00 353) 1 8210127 www.claytonpp.com Email: info@claytonpp.com</p> <p>Marketing company in UK Clayton Plant Protection (UK) Ltd. Address and telephone as above.</p> | <p>Contents: 500g e</p> <p>UN3077</p> <p>Batch No:</p> |
|---|--|

Conditions of Supply: all goods supplied by us are of high quality and we believe them to be correct but, as we cannot exercise control over their storage, handling, mixing or use, or weather conditions before, during and after application which may affect the performance of the goods, all conditions and warranties, statutory or otherwise, as to the quality or fitness for any purpose of our goods are excluded, and no responsibility will be accepted by us or resellers for any failure in performance, damage or injury whatsoever arising from their storage, handling, application or use. These conditions cannot be varied by our staff or agents whether or not they supervise or assist in the use of such goods.

SAFETY PRECAUTIONS
OPERATOR PROTECTION

Engineering control of operator exposure must be used where reasonably practicable in addition to the following personal protective equipment:

WEAR SUITABLE PROTECTIVE GLOVES AND SUITABLE PROTECTIVE RESPIRATORY PROTECTIVE EQUIPMENT (disposable filtering face-piece to EN 149 FFP2, or equivalent) when handling the product **WEAR SUITABLE PROTECTIVE GLOVES** when during application by broadcast air-assisted sprayer. However, engineering controls may replace personal protective equipment if a COSHH assessment shows that they provide an equal or higher standard of protection.

TAKE OFF IMMEDIATELY all contaminated clothing

WHEN USING DO NOT EAT, DRINK OR SMOKE.

IF YOU FEEL UNWELL, seek medical advice immediately (show the label where possible).

ENVIRONMENTAL PROTECTION

DO NOT ALLOW DIRECT SPRAY from broadcast air-assisted sprayers to fall within 15m of the top of the bank of a static or flowing water body, unless a Local Environment Risk Assessment for Pesticides (LERAP) permits a narrower buffer zone, or within 5m of the top of a ditch which is dry at the time of application. Aim spray away from water.



This product qualifies for inclusion within the Local Environment Risk Assessment for Pesticides (LERAP) scheme for broadcast air-assisted sprayers only. Before each spraying operation from a broadcast air-assisted sprayer, either a LERAP must be carried out in accordance with CRD's published guidance or the statutory buffer zone must be maintained. The results of the LERAP must be recorded and kept available for three years.

DO NOT CONTAMINATE WATER WITH THE PRODUCT OR ITS CONTAINER (Do not clean application equipment near surface water/ Avoid contamination via drains from farmyards and roads.

STORAGE AND DISPOSAL

KEEP AWAY FROM FOOD DRINK AND ANIMAL FEEDING STUFFS

KEEP OUT OF REACH OF CHILDREN

KEEP IN ORIGINAL CONTAINER, tightly closed, in a safe place

DO NOT RE-USE CONTAINER FOR ANY OTHER PURPOSE

| IMPORTANT INFORMATION : FOR USE ONLY AS A PROFESSIONAL INSECTICIDE | | | |
|--|--|------------------------------|--|
| Crops | Max. Individual dose (g product/ ha or 100 l water) | Max. number of treatments | Latest time of application |
| Cabbage, cauliflower, broccoli | 85 g/ha | 3 per crop | 1 day before harvest |
| Protected cucumber, courgette, marrow, winter squash, pumpkin, melon, aubergine, tomato and pepper | 12.5 g/100 l water | 6 per year | 1 day before harvest |
| Apples, pears | 250 g/ha | 3 per year | 7 days before harvest |
| Winter and Spring Oilseed rape | 85 g/ha | 1 per crop | Before GS 60 (first flowers open stage) |
| OTHER SPECIFIC RESTRICTIONS : When applying to protected crops the maximum spray concentration must not exceed 12.5 g product/100 litres of water | | | |
| READ THE LABEL BEFORE USE. USING THIS PRODUCT IN A MANNER THAT IS INCONSISTENT WITH THE LABEL MAY BE AN OFFENCE. FOLLOW THE CODE OF PRACTICE FOR USING PLANT PROTECTION PRODUCTS | | | |

DIRECTIONS FOR USE

IMPORTANT: This information is approved as part of the Product Label. All instructions within this section must be read carefully in order to obtain safe and successful use of this product.

RESTRICTIONS Clayton Purser must not be applied to any crop suffering from stress as a result of drought, waterlogging, low temperatures, pest or disease attack, nutrient or lime deficiency or other factors reducing crop growth. □ Good agricultural practice suggests that Clayton Purser should be used when bees are less active (i.e. early morning or late evening).

INSECT CONTROL

CLAYTON PURSER is an oxadiazine (IRAC group 22) insecticide used for the moderate control of pollen beetle (*Meligethes* spp.) and the larvae of various Lepidopteran (caterpillar) species. Activity is by ingestion and contact. The product also shows ovicidal efficacy against some species. Paralysis of the pest occurs within a few hours of exposure and results in cessation of movement and feeding. Optimal effectiveness takes 6-7 days

Insect resistance : When insecticides with the same mode of action are used repeatedly over several years to control the same species in the same field, naturally-occurring resistant strains may survive a correctly applied treatment, propagate, and become dominant in that field. An insect can be resistant if the product applied under recommended conditions does not work well. Some insects (e.g. *Cydia pomonella*) have developed resistance to commercially available products. When resistance occurs, recommended rates fail to suppress the pest population below economic thresholds.

It is important that the grower considers the following:

- Alternate the use of Clayton Purser with products with a different mode of action than indoxacarb.
- Monitor insect populations and apply Clayton Purser when locally determined economic thresholds are reached.
- More than one application may be necessary for any infestation.
- Follow the directions for use as mentioned on this label, regarding dose, interval and optimum application timing.

Growers should consult the IRAG website for further information on the current resistance management strategy for pollen beetle.

CROPS :

Cabbage, cauliflower and broccoli

Pests controlled: Cabbage whites (*Pieris* spp.), Cabbage moth (*Mamestra brassicae*), Garden pebble moth (*Evergestis forficalis*), Cabbage leaf-roller (*Clepsis spectrana*) and Diamondback moth (*Plutella xylostella*).

Dose: 85 g/ha in 200 l/ha using boom sprayer.

Timing: Treat when first caterpillars are detected or 7-10 days after trapping of the first adults in pheromone traps. Subsequent treatments may be applied at 8 –14 day intervals as required.

Protected cucumber (gherkin), courgette (zucchini), marrow, winter squash, pumpkin, melon, aubergine, tomato and pepper

Pests controlled: Golden twin-spot moth (*Chrysodeixis chalcites*), Beet armyworm (*Spodoptera exigua*), Cabbage moth (*Mamestra brassicae*), Tomato moth (*Lacanobia oleracea*), Silver y-moth (*Autographa gamma*) and other *Plusia* species and leaf-rollers.

Dose: 0.0125% w/v (12.5 g/100 L of water)

Timing: Treat as soon as the first caterpillars (damage) are detected. Subsequent treatments may be applied at 8 –14 day intervals as required.

Apples and pears

Pests controlled: Clayton Purser will provide moderate control of Marbled orchard tortrix (*Hedya nubiferana*), Large fruit tree tortrix (*Archips podana*), Rose tortrix (*Archips rosana*), Straw-coloured tortrix (*Clepsis spectrana*), Dark fruit tree tortrix (*Pandemis heparana*), Bud moth (*Spilonota ocellana*), Summer fruit tortrix (*Adoxyphyes orana*), Codling moth (*Cydia pomonella*), Winter moth (*Operophtera brumata*) and *Orthosia* spp.



Dose: A rate of 250 g/ha should be used for trees of 3.75m height in a single row system, 3.25 m height in a 2 or 3 row system and 2.25m in a 5 row system. Where tree height and/or canopy density is reduced, the dose (and water volume) should be adjusted in accordance with an appropriate dose adjustment scheme, for example PACE. However, if reducing the dose according to tree height or canopy density, do not use less than 170g/ha.

Consult your specialist advisor for further information. (UK only) Further information on the PACE scheme is available from HDC, or see the HDC fact sheet available from HSE's website <http://www.pesticides.gov.uk/HDC.pdf> Timing: Apply at egg-hatch. Subsequent treatments may be applied at 10 –14 day intervals.

Winter and Spring Oilseed rape

Pest controlled: Clayton Purser offers moderate control of Pollen beetle (*Meligethes* spp.)

Dose : 85 g/ha in 200 l/ha using boom sprayer.

Timing : Apply when pollen beetles are present and reaching threshold levels. Application may be made before GS 60 first flowers open growth stage.

MIXING

Before using Clayton Purser, make sure that the spraying equipment is clean. Clayton Purser mixes easily with water, but the following mixing procedure should be followed:

Quarter fill the spray tank with clean water, start the agitation and add the required quantity of Clayton Purser directly to the tank without prior creaming.

Continue agitation while topping up the tank and while spraying.

SPRAY TANK CLEAN-OUT

Immediately after application, completely drain spray equipment.

Thoroughly rinse sprayer and flush the hoses, boom and nozzles with clean water.

Loosen and physically remove visible deposits.

Remove and clean nozzles, screens and strainers.

Flush the entire system with clean water.

Take all necessary safety precautions when cleaning equipment.

Do not clean near wells or water sources.

Consult label tank clean-up procedures for all tank mix partners and be sure to use the most rigorous procedure recommended.

=====